



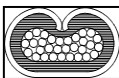






## customer order information

<b>customer</b>	contact / e-mail	order no.	order date	order	
<b>terminal data</b>					
terminal manufacturer:		terminal designation:			
term. manufacturer ref.:		term. customer ref.:			
<b>crimp data</b>		OEM <sup>*1</sup>			
applicator manufacturer Hanke		terminal manufacturer (please provide data sheet with crimp height and width)			
customer requirements:		copy reference applicator _____			
wire type					
cross-section					
wire composition					
insulation					
seal (no. + colour)					
wire crimp width				± mm	
wire crimp height				± mm	
insulation crimp width				± mm	
insulation crimp height				± mm	
min. pull-out force					
stripping length					
wire crimp shape	B crimp 	R crimp 	hexagonal 	other shape 	
insulation crimp shape	B crimp 	R crimp 	Y crimp 	hexagonal 	other shape 
<b>applicator data</b>					
end feed	side feed from the left	side feed from the right	loose piece (EK)		
applicator type (terminal feed)		mechanical	pneumatic		
carrier strip		to cut	not to cut		
housing entering capability required		yes	no		
micrograph <sup>*1</sup>	yes	no	for cross section: _____		
capability study (height) <sup>*1</sup>	yes	no	for cross section: _____		
capability study (pull-out force) <sup>*1</sup>	yes	no	for cross section: _____		
applicator to be used in	crimp press with stripping unit	type _____			
	crimp press without stripping unit	type _____			
	automat	type _____			
	_____				
<b>remarks:</b>					
_____					
_____					
*1 = with costs					
The following minimum quantities of sample material are required for every applicator: 3 m of wires, 150 terminals, 100 seals (if applicable). An order confirmation can only be established after receipt of all necessary samples and information.					